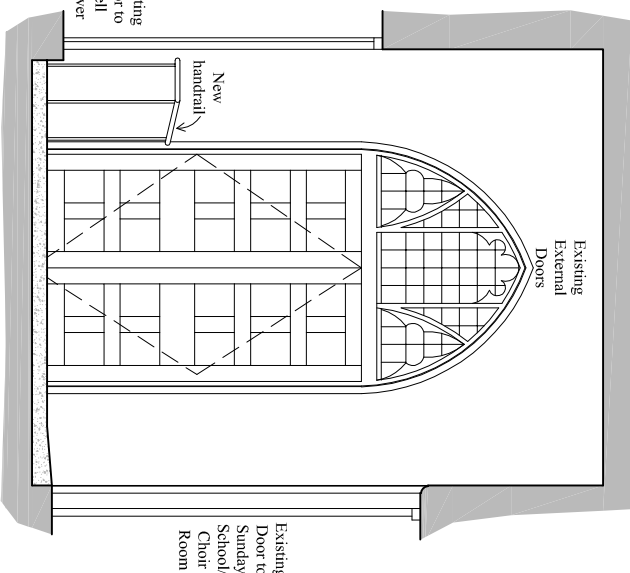
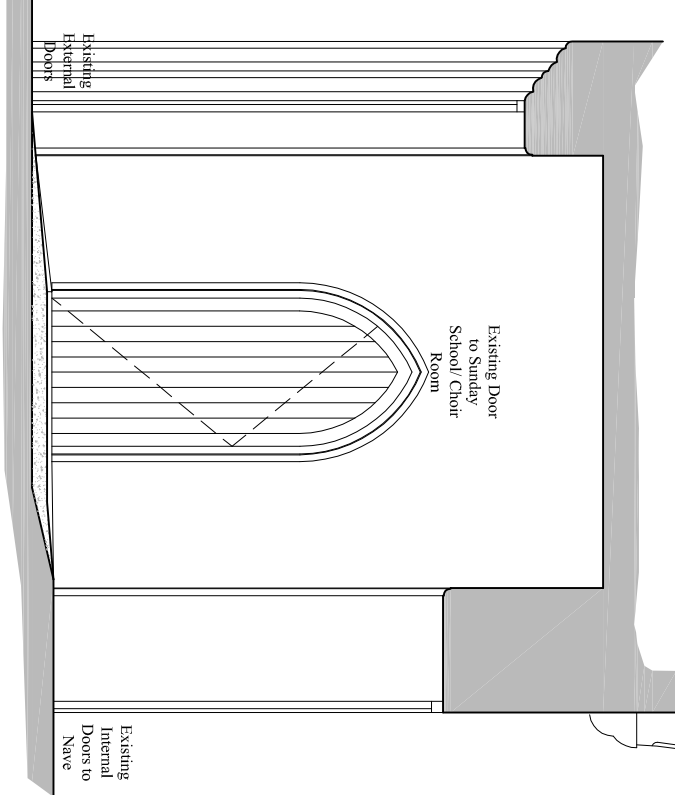


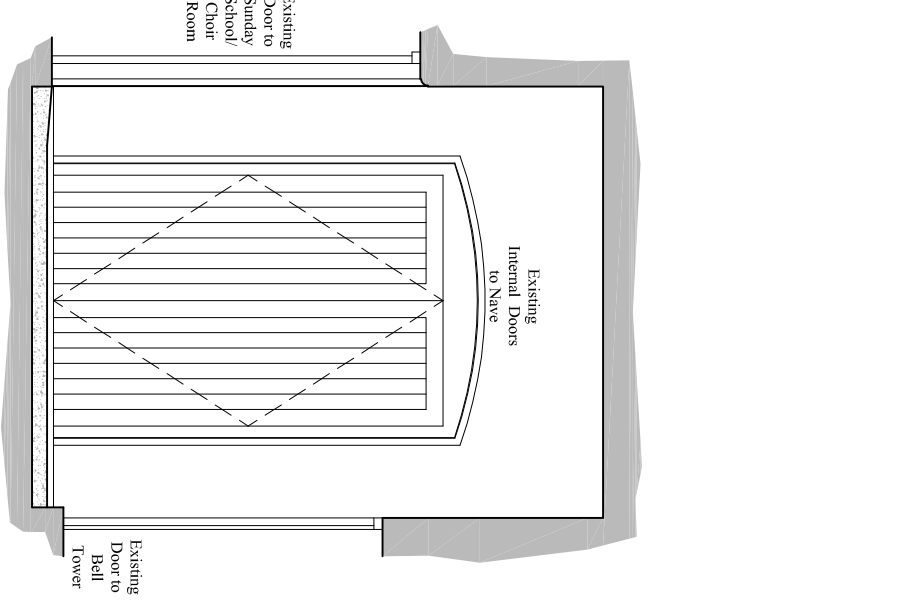
01 Proposed Elevation A  
1:25@A1 1:50@A3



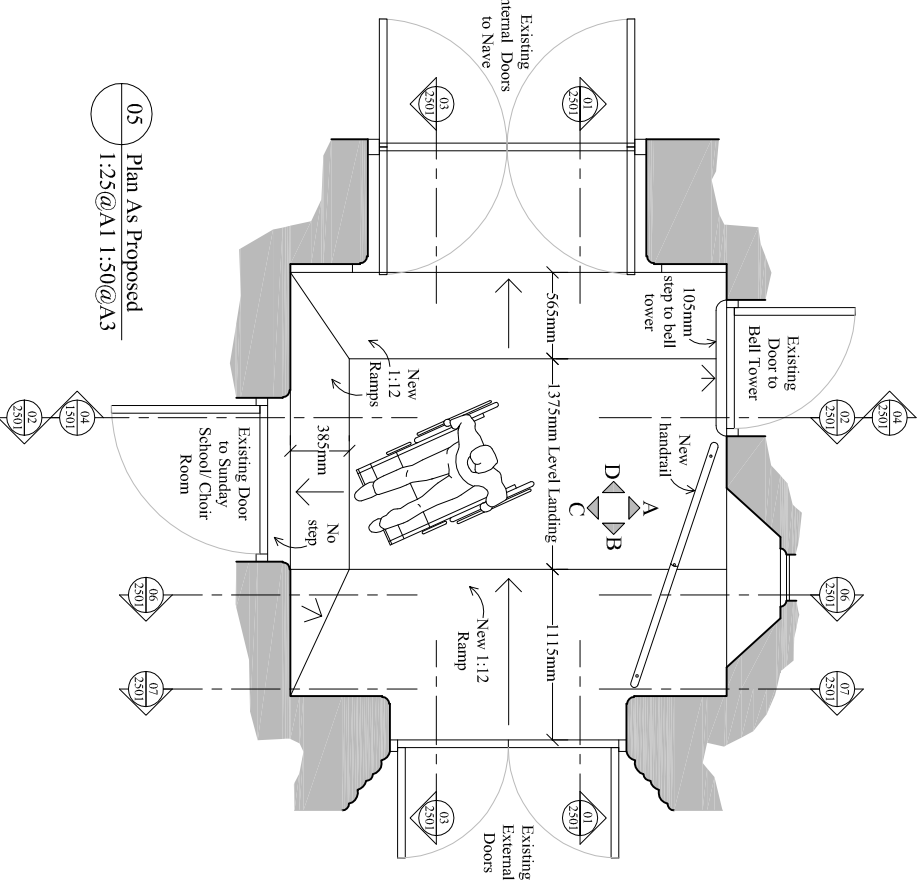
02 Proposed Elevation B  
1:25@A1 1:50@A3



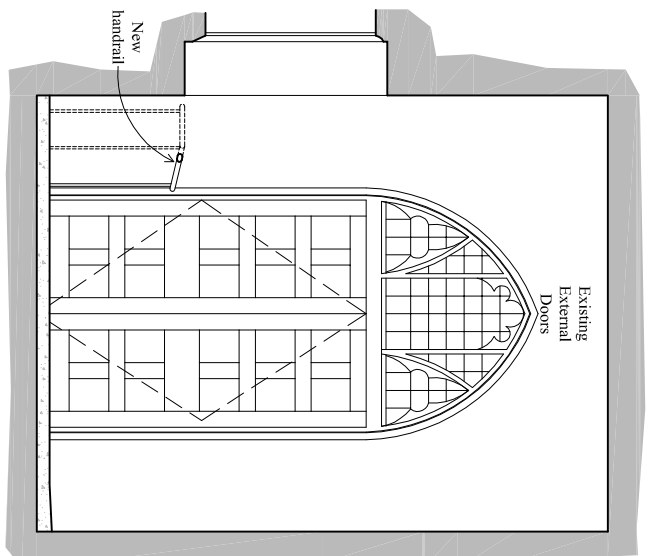
03 Proposed Elevation C  
1:25@A1 1:50@A3



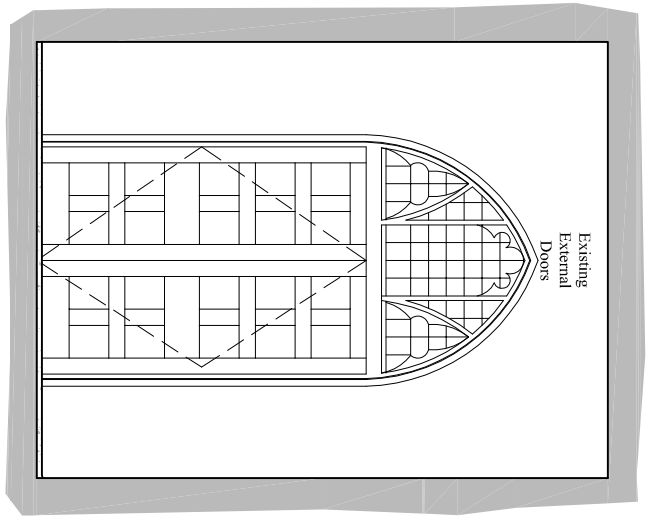
04 Proposed Elevation D  
1:25@A1 1:50@A3



05 Plan As Proposed  
1:25@A1 1:50@A3



06 Proposed Elevation B  
1:25@A1 1:50@A3



07 Proposed Elevation B  
1:25@A1 1:50@A3

No.	NOTES (STATUS: F. FEASIBILITY S. SKETCH DESIGN P. PLANNING B. BUILDING CONTROL D. DESIGN DEV / PRELIM M. MEASUREMENT T. TENDER C. CONTRACT R. RECORD W. WORKING DRAWING)
1	For comparison use only. Final 'C' and checked against current revision.
2	All dimensions to be checked on site by contractor.
3	Unless otherwise indicated all dimensions are in millimetres.
4	Unless otherwise indicated all dimensions are in millimetres.
5	
6	
7	
8	
9	
10	
11	
12	
13	
14	
15	
16	
17	
18	
19	
20	
21	
22	
23	
24	
25	
26	
27	
28	
29	
30	
31	
32	
33	
34	
35	
36	
37	
38	
39	
40	
41	
42	
43	
44	
45	
46	
47	
48	
49	
50	
51	
52	
53	
54	
55	
56	
57	
58	
59	
60	
61	
62	
63	
64	
65	
66	
67	
68	
69	
70	
71	
72	
73	
74	
75	
76	
77	
78	
79	
80	
81	
82	
83	
84	
85	
86	
87	
88	
89	
90	
91	
92	
93	
94	
95	
96	
97	
98	
99	
100	

**DONALD INSALL ASSOCIATES LIMITED**  
 10 West Eaton Place Eaton Square London SW1A 8LT Tel: 020 7245 9888 Fax: 020 7245 4370  
 Job Emmanuel Church, West Hampstead  
 Title North East Porch Plan As Proposed

CHARTERED ARCHITECTS  
 PLANNING CONSULTANTS  
 Email: donald@insallassociates.co.uk  
 Job ECWH Status D  
 No 2501 Rev B  
 Scale (A1) 1: 2 1 5